



Larwick Christmas Tree Farm

Prices - 2016

Noble Fir	\$46
Nordmann Fir	\$46
Fraser Fir	\$46
Doug Fir	\$29
Wreath	\$20
Swag	\$18
Tree Shake	\$3
Tree Net	\$2

All Christmas trees are for sale with only one price per type of tree no matter the size. All trees have been hand tagged by type to help with identification.

2016 Season

Open: Nov 19th & 20th
Nov 25th – Dec 21st *


Closed: Nov 21st – 24th

*We may close early depending on Weather and Tree Supply

Monday - Friday
11am – 4:30pm

Saturday & Sunday
8:30am – 4:30pm

Loran and Jane Larwick
12605 NE 132nd Ave
Brush Prairie, WA 98606
www.larwicktrees.com



Christmas 2016
The Larwick Family

Happy holidays from our family to yours!

Welcome to our family owned and operated 20 acre Christmas tree farm. Please follow the rules below and have a fun filled experience while searching for that perfect tree. If you have any questions please swing by the pay station to speak with one of

the owners or ask any of our friendly staff. We have been farming Christmas trees for over 20 years now and are looking forward to another great year. Merry Christmas and God Bless.



Rules:

- 🎄 Drive with care and watch for children
- 🎄 Please park orderly as lots do fill up
- 🎄 See map for location of trees, parking, bow saws, and string
- 🎄 No personal chain saws however hand saws are provided
- 🎄 Leashes are required for all dogs and please clean up after them
- 🎄 Please find your tree and cut it close to ground level
- 🎄 Keep clear of pond and drainage ditch
- 🎄 If you want the tree netted and or shaken, bring it to the building
- 🎄 Check out the Christmas store and help yourself to one complimentary cup of Hot Cocoa or Cider (one per person please)
- 🎄 Pay for your purchases at the pay station and receive your free candy cane (one per person with the purchase of a tree)

Caring for your tree:

- 🎄 Christmas trees needs to be put into water within two hours of being cut down. If the tree is out of water longer than that then it requires a fresh cut of at least 1" up from the bottom of the trunk. Once the tree is in the stand, keep it watered and do not let it go dry. A Christmas tree will drink up to several gallons of water a day. If the water disappears, the tree will seal up the bottom, not absorb enough water and dry out.

Tip:

- 🎄 An easy way to remove pitch from your hand is to apply a spoonful of butter and rub the sticky area. Once the pitch is gone, wash your hands with soap and water to remove the butter.

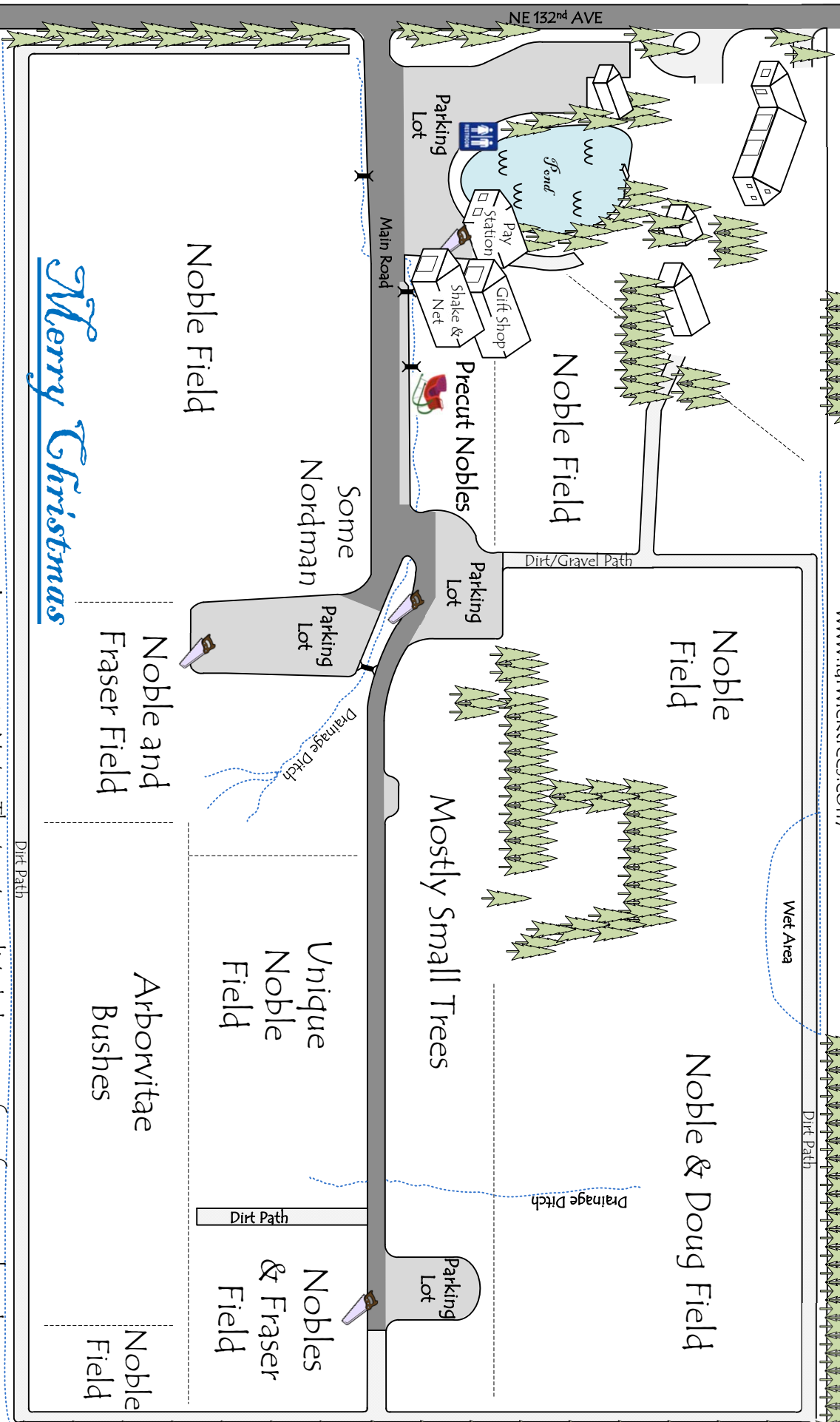


Larwick Christmas Tree Farm





12605 NE 132nd Ave, Brush Prairie, WA 98606

www.larwicktrees.com



Merry Christmas

LEGEND

-  Santa's Sleigh
-  Hand Saws
-  Walking Bridge
-  Restroom

Drainage Ditch (Stay Away!)

Note: The tree types listed above are for reference only and are based on the majority of tree types per area. As season progresses, tree sizes will change. The trees are tagged in some areas for clarification. Douglas, Nordmann, Fraser, and Noble fir trees can be found throughout the entire property mixed within the different areas described above. All trees are for sale regardless of whether they are tagged or not.